

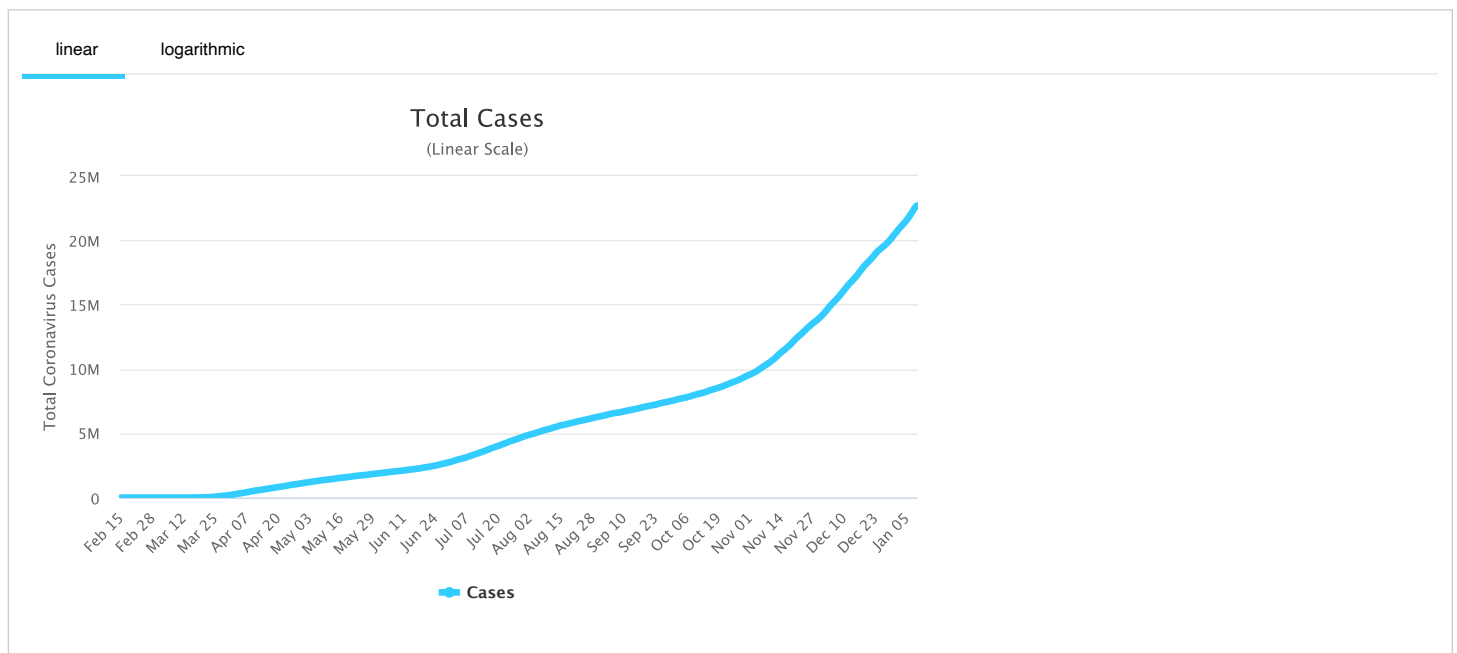
#	USA State ↕	Total Cases ↕	New Cases ↕	Total Deaths ↕	New Deaths ↕	Total Recovered ↕	Active Cases ↕	Tot Cases/ 1M pop ↕	Deaths/ 1M pop ↕	Total Tests
	USA Total	22,699,938		381,480		13,393,078	8,925,380	68,579	1,152	269,5
1	<u>California</u> <u>(/coronavirus/usa/california/)</u>	2,676,896		29,682		1,113,950	1,533,264	67,749	751	35,3
2	<u>Texas</u> <u>(/coronavirus/usa/texas/)</u>	1,961,165		30,527		1,574,684	355,954	67,636	1,053	16,8
3	<u>Florida</u> <u>(/coronavirus/usa/florida/)</u>	1,464,697		22,814		764,452	677,431	68,196	1,062	16,7
4	<u>New York</u> <u>(/coronavirus/usa/new-york/)</u>	1,150,098		39,447		490,999	619,652	59,120	2,028	27,0
5	<u>Illinois</u> <u>(/coronavirus/usa/illinois/)</u>	1,024,039		19,210		771,166	233,663	80,812	1,516	14,0
6	<u>Ohio</u> <u>(/coronavirus/usa/ohio/)</u>	770,977		9,600		628,964	132,413	65,957	821	8,0
7	<u>Georgia</u> <u>(/coronavirus/usa/georgia/)</u>	748,852		11,457		356,770	380,625	70,530	1,079	6,0

#	USA State	Total Cases	New Cases	Total Deaths	New Deaths	Total Recovered	Active Cases	Tot Cases/ 1M pop	Deaths/ 1M pop	Total Tests
8	Pennsylvania (/coronavirus/usa/pennsylvania/)	718,642		17,722		520,490	180,430	56,135	1,384	7,9
9	Tennessee (/coronavirus/usa/tennessee/)	646,450		7,704		560,642	78,104	94,660	1,128	5,8
10	North Carolina (/coronavirus/usa/north-carolina/)	614,355		7,425		487,090	119,840	58,576	708	7,4
11	Arizona (/coronavirus/usa/arizona/)	607,345		10,036		84,029	513,280	83,441	1,379	3,4
12	New Jersey (/coronavirus/usa/new-jersey/)	579,182		19,933		289,857	269,392	65,207	2,244	8,1
13	Michigan (/coronavirus/usa/michigan/)	562,553		14,145		415,079	133,329	56,329	1,416	9,0
14	Indiana (/coronavirus/usa/indiana/)	558,560		8,966		364,221	185,373	82,968	1,332	6,0
15	Wisconsin (/coronavirus/usa/wisconsin/)	505,058		5,155		467,069	32,834	86,743	885	2,9
16	Missouri (/coronavirus/usa/missouri/)	449,868		6,466		141,496	301,906	73,299	1,054	4,2
17	Minnesota (/coronavirus/usa/minnesota/)	434,413		5,731		412,546	16,136	77,029	1,016	5,8
18	Massachusetts (/coronavirus/usa/massachusetts/)	427,135		13,074		319,388	94,673	61,971	1,897	11,6
19	Alabama (/coronavirus/usa/alabama/)	399,150		5,299		211,684	182,167	81,406	1,081	2,0
20	Virginia (/coronavirus/usa/virginia/)	393,715		5,381		32,833	355,501	46,127	630	5,4
21	Colorado (/coronavirus/usa/colorado/)	358,947		5,190		76,235	277,522	62,331	901	2,2
22	South Carolina (/coronavirus/usa/south-carolina/)	350,084		5,758		164,575	179,751	67,994	1,118	3,9
23	Louisiana (/coronavirus/usa/louisiana/)	341,431		7,833		280,373	53,225	73,445	1,685	4,6
24	Oklahoma (/coronavirus/usa/oklahoma/)	324,875		2,738		281,869	40,268	82,102	692	2,7
25	Utah (/coronavirus/usa/utah/)	303,723		1,390		247,390	54,943	94,737	434	2,8
26	Maryland (/coronavirus/usa/maryland/)	303,364		6,247		9,427	287,690	50,179	1,033	6,0
27	Kentucky (/coronavirus/usa/kentucky/)	300,398		2,876		38,905	258,617	67,238	644	3,6

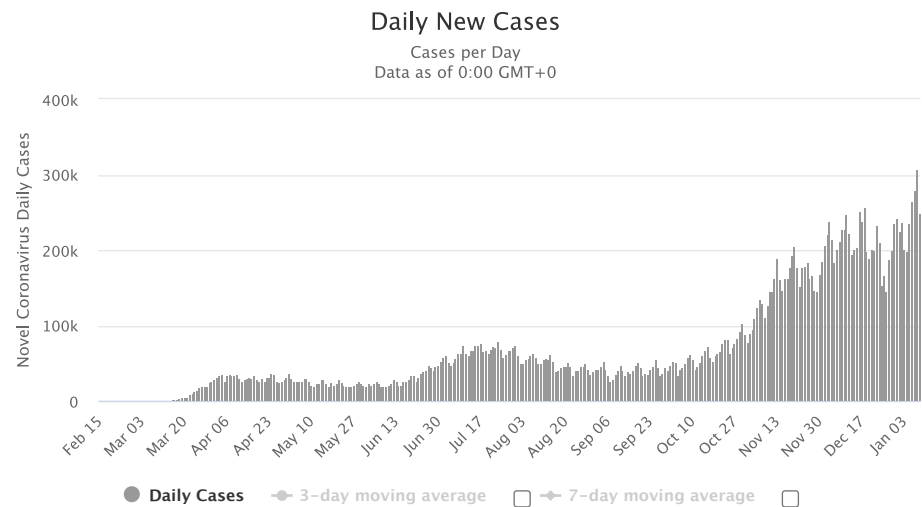
#	USA State	Total Cases	New Cases	Total Deaths	New Deaths	Total Recovered	Active Cases	Tot Cases/ 1M pop	Deaths/ 1M pop	Total Tests
28	Iowa (/coronavirus/usa/iowa/)	295,353		4,127		255,105	36,121	93,612	1,308	1,3
29	Washington (/coronavirus/usa/washington/)	274,677		3,821		113,339	157,517	36,071	502	4,0
30	Arkansas (/coronavirus/usa/arkansas/)	251,746		4,010		219,887	27,849	83,420	1,329	2,4
31	Nevada (/coronavirus/usa/nevada/)	246,309		3,450		127,413	115,446	79,966	1,120	2,2
32	Kansas (/coronavirus/usa/kansas/)	244,765		3,167		161,774	79,824	84,016	1,087	1,0
33	Mississippi (/coronavirus/usa/mississippi/)	236,868		5,146		182,103	49,619	79,589	1,729	1,8
34	Connecticut (/coronavirus/usa/connecticut/)	205,994		6,324		54,561	145,109	57,778	1,774	4,6
35	Nebraska (/coronavirus/usa/nebraska/)	174,614		1,811		119,393	53,410	90,267	936	8
36	New Mexico (/coronavirus/usa/new-mexico/)	154,954		2,732		76,801	75,421	73,899	1,303	2,0
37	Idaho (/coronavirus/usa/idaho/)	149,235		1,528		64,538	83,169	83,508	855	8
38	Oregon (/coronavirus/usa/oregon/)	124,476		1,603		N/A	N/A	29,513	380	2,7
39	South Dakota (/coronavirus/usa/south-dakota/)	102,901		1,570		96,291	5,040	116,317	1,775	3
40	West Virginia (/coronavirus/usa/west-virginia/)	99,778		1,570		69,228	28,980	55,675	876	1,6
41	Rhode Island (/coronavirus/usa/rhode-island/)	97,614		1,916		5,860	89,838	92,144	1,809	2,1
42	North Dakota (/coronavirus/usa/north-dakota/)	94,558		1,352		91,222	1,984	124,082	1,774	3
43	Montana (/coronavirus/usa/montana/)	86,102		1,054		79,906	5,142	80,561	986	8
44	Delaware (/coronavirus/usa/delaware/)	64,475		969		N/A	N/A	66,212	995	5
45	New Hampshire (/coronavirus/usa/new-hampshire/)	50,871		862		43,374	6,635	37,413	634	1,0
46	Alaska (/coronavirus/usa/alaska/)	48,374		223		N/A	N/A	66,126	305	1,3
47	Wyoming (/coronavirus/usa/wyoming/)	46,719		489		44,490	1,740	80,723	845	5

#	USA State	Total Cases	New Cases	Total Deaths	New Deaths	Total Recovered	Active Cases	Tot Cases/ 1M pop	Deaths/ 1M pop	Total Tests
48	District Of Columbia (/coronavirus/usa/district-of-columbia/)	31,457		813		22,042	8,602	44,573	1,152	9
49	Maine (/coronavirus/usa/maine/)	29,019		432		11,728	16,859	21,588	321	1,2
50	Hawaii (/coronavirus/usa/hawaii/)	23,143		307		13,182	9,654	16,345	217	8
51	Vermont (/coronavirus/usa/vermont/)	8,790		156		5,902	2,732	14,087	250	7
52	Puerto Rico	140,774		1,616		72,747	66,411	41,564	477	4
53	Guam	7,404		124		7,146	134			1
54	United States Virgin Islands	2,143		24		1,984	135			
55	Northern Mariana Islands	125		2		N/A	N/A			
56	American Samoa	3				3	0			
57	US Military	179,408		203		112,112	67,093			
58	Veteran Affairs	179,195		7,214		151,437	20,544			1,1
59	Federal Prisons	47,175		186		38,537	8,452			
60	Navajo Nation	24,776		866		12,680	11,230			2
61	Grand Princess Ship	122		7		115	0			
62	Wuhan Repatriated	3				3	0			
63	Diamond Princess Ship	46				46	0			
	Total:	22,699,938		381,480		13,393,078	8,925,380	68,579	1,152	269,5

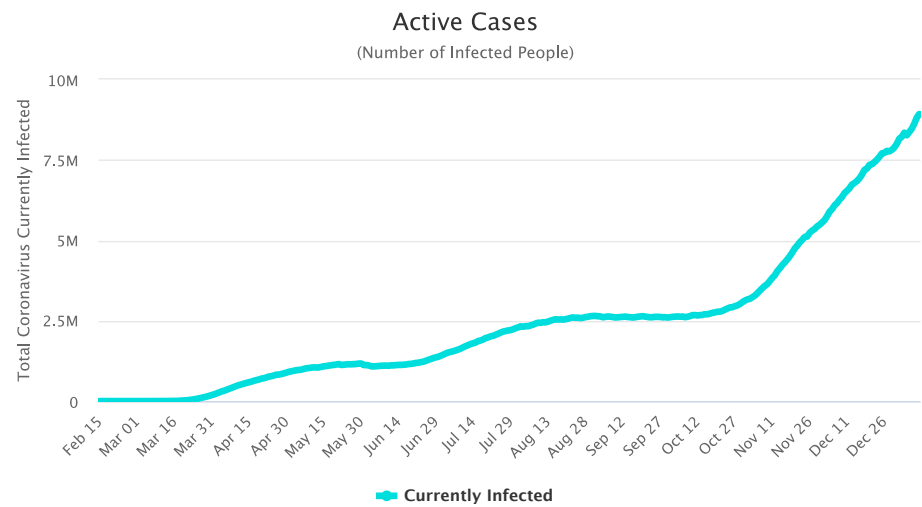
Total Coronavirus Cases in the United States




Daily New Cases in the United States

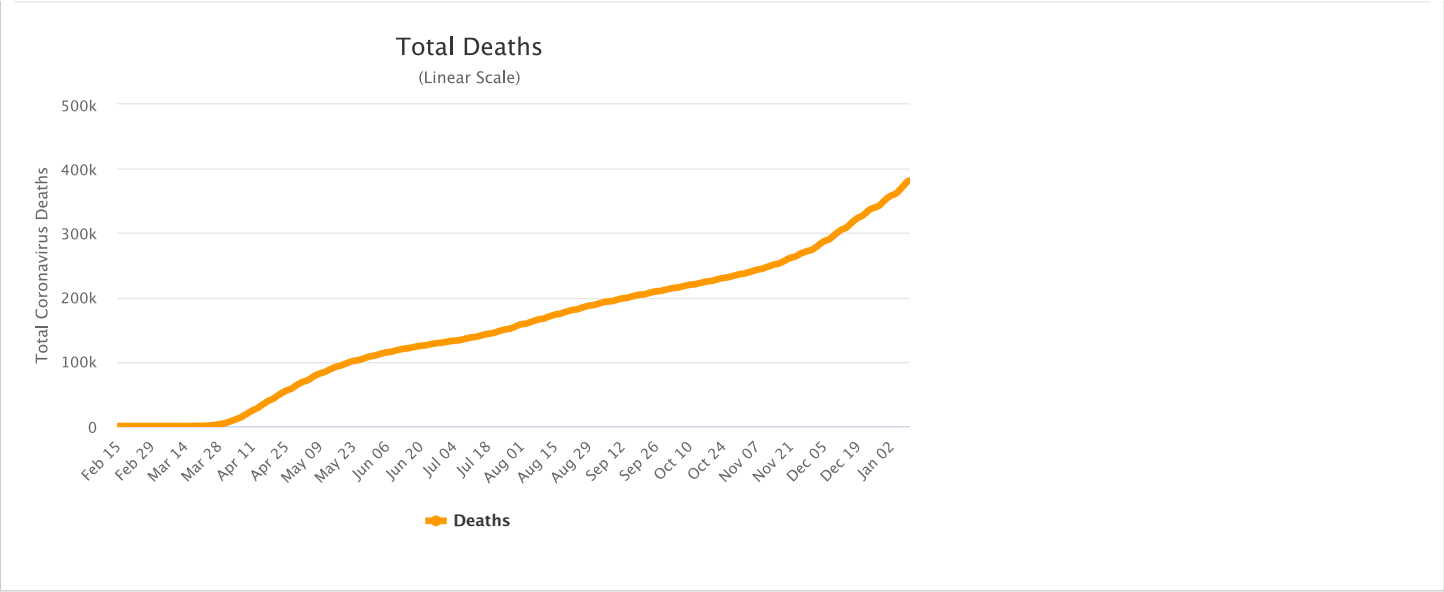


Active Cases in the United States

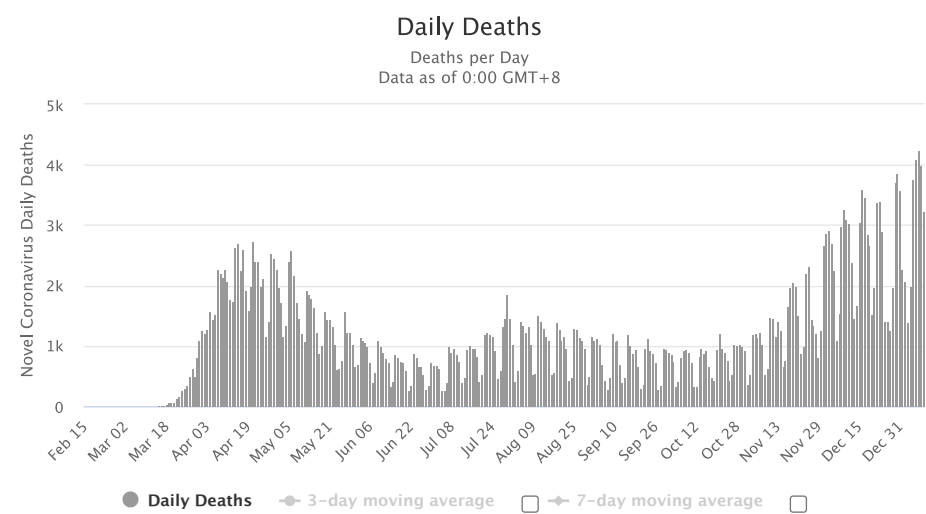


Total Coronavirus Deaths in the United States





Daily New Deaths in the United States



Latest News

January 9 (GMT)

Updates

- 249,519 new cases and 3,235 new deaths in [the United States \(/coronavirus/country/us/\)](#)

January 8

January 7

January 6

January 5

January 4

May 14

May 8

View More News

Historical account of the initial stages of the epidemic in the United States

Content:

- First 20 cases in the United States
- Progression of first suspected cases
- Timeline of initial events
- Sources for the historical account

First 20 cases in the United States

Information collected on the first 20 domestic cases (not including repatriated cases and Diamond Princess cruise ship evacuee cases) is presented in the table below:

State	Cases	Sex	Age	Date	Case #	Location	Source
Oregon	1			Feb. 29	17 th	Washington C.	
Washington	2			Feb. 29	18, 19 th		
	1	M	30s	Jan. 21	1 st	Snohomish	[7]
Illinois	1			Mar. 1	20 th		
	1	M	60s	Jan. 30	6 th	Chicago	[12]
	1	F	60s	Jan. 24	2 nd	Chicago	[8]
California	2	unkn.	unkn.	Jan. 26	3 rd , 4 th	Orange C., L.A.	[9]
	1	M	adult	Jan. 31	7 th	Santa Clara C.	[17][18]
	1	F	unkn.	Feb. 2	9 th	Santa Clara C.	
	1	M	57	Feb. 2	10 th	San Benito C.	
	1	F	57	Feb. 2	11 th	San Benito C.	
	1		65	Feb. 28	16 th	Santa Clara C.	
	1			Feb. 21	13 th	Humboldt C.	
	1			Feb. 21	14 th	Sacramento C.	
	1			Feb. 26	15 th	[Northern California]	
Massachusetts	1	M	20s	Feb. 1	8 th	Boston	[16]
Arizona	1	unkn.	student	Jan. 26	5 th	Maricopa County	
Wisconsin	1			Feb. 5	12 th	Madison	

Patients Under Investigation (PUI) in the United States

CDC in the early stages released information regarding the number of cases and people under investigation that was updated regularly on Mondays, Wednesdays, and Fridays. Below we provide the historical reports that we were able to gather in order to track the progression in the number of suspected cases and US states involved through time in the initial stages

As of Feb. 10:

<i>Number of U.S. States with PUI</i>	<i>36</i>
Positive	12
Negative	318
Pending (specimens awaiting testing)	68
TOTAL	398

As of Feb. 7:

<i>Number of U.S. States with PUI</i>	<i>36</i>
Positive	12
Negative	225
Pending (specimens awaiting testing)	100
TOTAL	337

As of Feb. 5:

<i>Number of U.S. States with PUI</i>	<i>36</i>
Positive	11
Negative	206
Pending (specimens awaiting testing)	76
TOTAL	293

As of Feb. 3:

<i>Number of U.S. States with PUI</i>	<i>36</i>
Positive	11
Negative	167
Pending (specimens awaiting testing)	82
TOTAL	260

As of January 31:

<i>Number of U.S. States with PUI</i>	<i>36</i>
Positive	6
Negative	114
Pending (specimens awaiting testing)	121
TOTAL	241

Previously, as of January 29, there were 92 suspected cases awaiting testing.

<i>Number of U.S. States with PUI</i>	<i>36</i>
---------------------------------------	-----------

Positive of U.S. States with PUI	35
---	-----------

Positive	5
Negative	68
Pending (specimens awaiting testing)	92
TOTAL	165

Timeline of Events

- ▲ On January 31, HHS declared Coronavirus a Public Health Emergency in the US (<https://www.hhs.gov/about/news/2020/01/31/secretary-azar-declares-public-health-emergency-us-2019-novel-coronavirus.html>)
 As of Jan. 31, the Wuhan coronavirus is officially a public health emergency in the United States, Alex Azar, secretary of the US Department of Health and Human Services (HHS), announced at a White House press briefing.
- ▲ On Jan. 31, the U.S. Centers for Disease Control and Prevention (CDC) **issued a federal quarantine for 14 days** affecting the 195 American evacuees from Wuhan, China. Starting Sunday, Feb. 2, U.S. citizens, permanent residents and immediate family who have visited China's Hubei province will undergo a **mandatory 14 days quarantine** and, if they have visited other parts of China, they would be screened at airports and asked to self-quarantine for 14 days. The last time the CDC had issued a quarantine was over 50 years ago in the 1960s, for smallpox.
- ▲ President Donald Trump signed an order on Jan. 31 for the U.S. to **deny entry to foreign nationals who traveled to China** within the preceding two weeks, aside from the immediate family of U.S. citizens.
- On Jan. 30, the CDC had confirmed the **first case of person to person transmission in the U.S.:** ^[12] the husband of the Chicago, Illinois case who had returned from Wuhan, China on Jan. 13 and who tested positive for the virus on Jan. 24).
- CDC stated on Jan. 30 that "It is likely there will be more cases of 2019-nCoV reported in the U.S. in the coming days and weeks, including more person-to-person spread."^[12]
- The virus had been confirmed in **5 states**.
- On Jan. 31, **New York City** health officials vehemently denied the rumor regarding a coronavirus case in the city ^[13]. On Feb. 1, however, the city's health commissioner did report that there was a test being performed on a person under 40 who had returned from China, developed matching symptoms, and tested negative to the seasonal flu.
- Most US patients had recently visited Wuhan.**
- All of the first five U.S. cases were described as **mild**.
- A study on the first US case of novel coronavirus detailed mild symptoms followed by pneumonia (https://www.cnn.com/2020/01/31/health/washington-coronavirus-study-nejm/index.html?utm_term=link&utm_medium=social&utm_content=2020-02-01T00)

U.S. Airlines suspended ALL flights between the U.S. and China

On Friday, January 31, Delta, American and United announced they would temporarily suspend all of their mainland China flights in response to the coronavirus outbreak.^[14]

Prior to this January 31 announcement:

- UNITED AIRLINES**
 on Jan. 28 had announced it would cut 24 flights between the U.S. and China for the first week of February.
- AMERICAN AIRLINES**
 on Jan. 29 had announced it would suspend flights from Los Angeles to Shanghai and Beijing from Feb. 9 through March 27, 2020. It will maintain its flight schedules (10 daily A/R) from Dallas-Fort Worth to Shanghai and Beijing, as well as from Los Angeles and Dallas-Fort Worth to Hong Kong.
- DELTA**
 had not adjusted its schedule of direct flights from the U.S. to China. It is the only airline with direct flights to not take action so far.

The White House was considering issuing a ban on flights between the United States and China, as of late Jan. 28^[11]. Italy has announced on January 31 that it was suspending all flights to and from China following the first 2 cases of coronavirus in Italy.

Travel Alert: Do Not Travel to China

- The U.S. State Department on January 30 issued a **Level 4: Do Not Travel to China Alert** (<https://travel.state.gov/content/travel/en/traveladvisories/traveladvisories/china-travel-advisory.html>) ^[4] (the highest level of alert).
- Previously, on January 29, the advisory was set at a lower "Level 3: Reconsider Travel" advising not to travel to Hubei Province: (Level 4) and reconsider travel to the remainder of China (Level 3).
- The CDC on Jan. 28 issued a Level 3 Warning (<https://wwwnc.cdc.gov/travel/notices/warning/novel-coronavirus-china>), recommending that travelers **avoid all nonessential travel to China** ^[5].

Screening incoming passengers at 20 airports in the U.S.

On January 17, the CDC announced that 3 airports in the United States would begin screening incoming passengers from China: SFO, JFK, and LAX ^[6] Other 2 airports were added subsequently, and on January 28, the U.S. Department of Health and Human Services (HHS) announced that 15 additional U.S. airports (bringing the total to 20) would begin screening incoming travelers from China.

Below is the complete list of airports where screening for the 2019 Novel Coronavirus (2019-nCoV) is in place:

- Los Angeles International (LAX)
- San Francisco International (SFO)
- Chicago O'Hare
- New York JFK
- Atlanta Hartsfield-Jackson International
- Houston George Bush Intercontinental
- Dallas-Fort Worth International
- San Diego International
- Seattle-Tacoma International
- Honolulu International
- Anchorage Ted Stevens International
- Minneapolis-St. Paul International
- Detroit Metropolitan
- Miami International
- Washington Dulles International
- Philadelphia International
- Newark Liberty International
- Boston Logan International
- El Paso International
- Puerto Rico's San Juan Airport

Sources for the historical account

1. Novel Coronavirus (2019-nCoV) situation reports (<https://www.who.int/emergencies/diseases/novel-coronavirus-2019/situation-reports/>) - World Health Organization (<https://www.who.int/>) (WHO)
2. 2019 Novel Coronavirus (2019-nCoV) in the U.S (<https://www.cdc.gov/coronavirus/2019-ncov/cases-in-us.html>) - U.S. Centers for Disease Control and Prevention (<https://www.cdc.gov/>) (CDC)
3. Symptoms of Novel Coronavirus (2019-nCoV) (<https://www.cdc.gov/coronavirus/2019-ncov/about/symptoms.html>) - CDC
4. China Travel Advisory (<https://travel.state.gov/content/travel/en/traveladvisories/traveladvisories/china-travel-advisory.html>) - U.S. State Department, accessed January 31, 2020.

5. Novel Coronavirus in China - Warning - Level 3, Avoid Nonessential Travel (<https://wwwnc.cdc.gov/travel/notices/warning/novel-coronavirus-china>) - CDC, January 28, 2020.
6. Public Health Screening to Begin at 3 U.S. Airports for 2019 Novel Coronavirus ("2019-nCoV") (<https://www.cdc.gov/media/releases/2020/p0117-coronavirus-screening.html>) - CDC January 17, 2020
7. First Travel-related Case of 2019 Novel Coronavirus Detected in United States (<https://www.cdc.gov/media/releases/2020/p0121-novel-coronavirus-travel-case.html>) - CDC, January 21, 2020
8. Second Travel-related Case of 2019 Novel Coronavirus Detected in United States (<https://www.cdc.gov/media/releases/2020/p0124-second-travel-coronavirus.html>) - CDC, January 24, 2020
9. CDC confirms additional cases of 2019 Novel Coronavirus in United States (<https://www.cdc.gov/media/releases/2020/s0126-coronavirus-new-cases.html>) - CDC, January 26, 2020
10. 2019 Novel Coronavirus (2019-nCoV) in the U.S. (<https://www.cdc.gov/coronavirus/2019-ncov/cases-in-us.html>) - CDC, Updated January 29, 2020
11. White House considers ban on flights to China amid coronavirus outbreak (<https://eu.usatoday.com/story/travel/news/2020/01/28/white-house-considers-ban-china-flights-amid-coronavirus-outbreak/4602839002/>) - USA Today, Jan. 28, 2020
12. CDC Confirms Person-to-Person Spread of New Coronavirus in the United States (<https://www.cdc.gov/media/releases/2020/p0130-coronavirus-spread.html>) - CDC Press Release, Jan. 30, 2020
13. NYC Officials Deny Report Of Coronavirus Amid Confusion (<https://www.forbes.com/sites/sergeiklebnikov/2020/01/31/nyc-officials-deny-report-of-coronavirus-amid-confusion/#351e47b5652c>) - Forbes, Jan. 31, 2020
14. Delta, American, United to suspend all China mainland flights as coronavirus crisis grows (<https://eu.usatoday.com/story/travel/2020/01/31/coronavirus-china-flight-ban-delta-cuts-all-flights-white-house/4620989002/>) - USA Today, Jan. 31, 2020
15. Secretary Azar Declares Public Health Emergency for United States for 2019 Novel Coronavirus (<https://www.hhs.gov/about/news/2020/01/31/secretary-azar-declares-public-health-emergency-us-2019-novel-coronavirus.html>) - U.S. Department of Health and Human Services (HHS), Jan. 31, 2020
16. Man returning from Wuhan, China is first case of 2019 Novel Coronavirus confirmed in Massachusetts (<https://www.mass.gov/news/man-returning-from-wuhan-china-is-first-case-of-2019-novel-coronavirus-confirmed-in>) - Massachusetts Department of Public Health, Feb. 1, 2020
17. County of Santa Clara Public Health Department Reports First Case of Novel (new) Coronavirus (<https://www.sccgov.org/sites/phd/news/Pages/novel-coronavirus-1-31-2020.aspx>) - Santa Clara County Public Health, Jan. 31, 2020
18. Coronavirus: First case confirmed in Santa Clara County (<https://www.mercurynews.com/2020/01/31/santa-clara-coronavirus/>) - Mercury News, Jan. 31, 2020

Countries:

- **China** (</coronavirus/country/china/>)
- **South Korea** (</coronavirus/country/south-korea/>)
- **Iran** (</coronavirus/country/iran/>)
- **Italy** (</coronavirus/country/italy/>)
- **Spain** (</coronavirus/country/spain/>)
- **France** (</coronavirus/country/france/>) (</coronavirus/country/france/>)
- **United States** (</coronavirus/country/us/>)

Coronavirus Worldometer Sections:

- **Coronavirus Update** (</coronavirus/>)
- **Cases** (</coronavirus/coronavirus-cases/>)
- **Deaths** (</coronavirus/coronavirus-death-toll/>)
- **Mortality Rate** (</coronavirus/coronavirus-death-rate/>)
- **Transmission Rate** (</coronavirus/#repro>)
- **Incubation Period** (</coronavirus/coronavirus-incubation-period/>)
- **Age, Sex, Demographics** (</coronavirus/coronavirus-age-sex-demographics/>)
- **Symptoms** (</coronavirus/coronavirus-symptoms/>)
- **Countries with cases: basic list** (</coronavirus/countries-where-coronavirus-has-spread/>) - **detailed list** (</coronavirus/#countries>)
- **Expert Opinions** (</coronavirus/coronavirus-expert-opinions/>)
- **Cases in the US** (</coronavirus/usa-coronavirus/>)

worldometer (/)

[about \(/about/\)](#) | [faq \(/faq/\)](#) | [languages \(/languages/\)](#) | [contact \(/contact/\)](#) | [report coronavirus cases \(/report_us/\)](#)



[\(/newsletter-subscribe/\)](#)



[\(/https://twitter.com/Worldometers\)](https://twitter.com/Worldometers)



[\(/https://www.facebook.com/Worldometers.info\)](https://www.facebook.com/Worldometers.info)